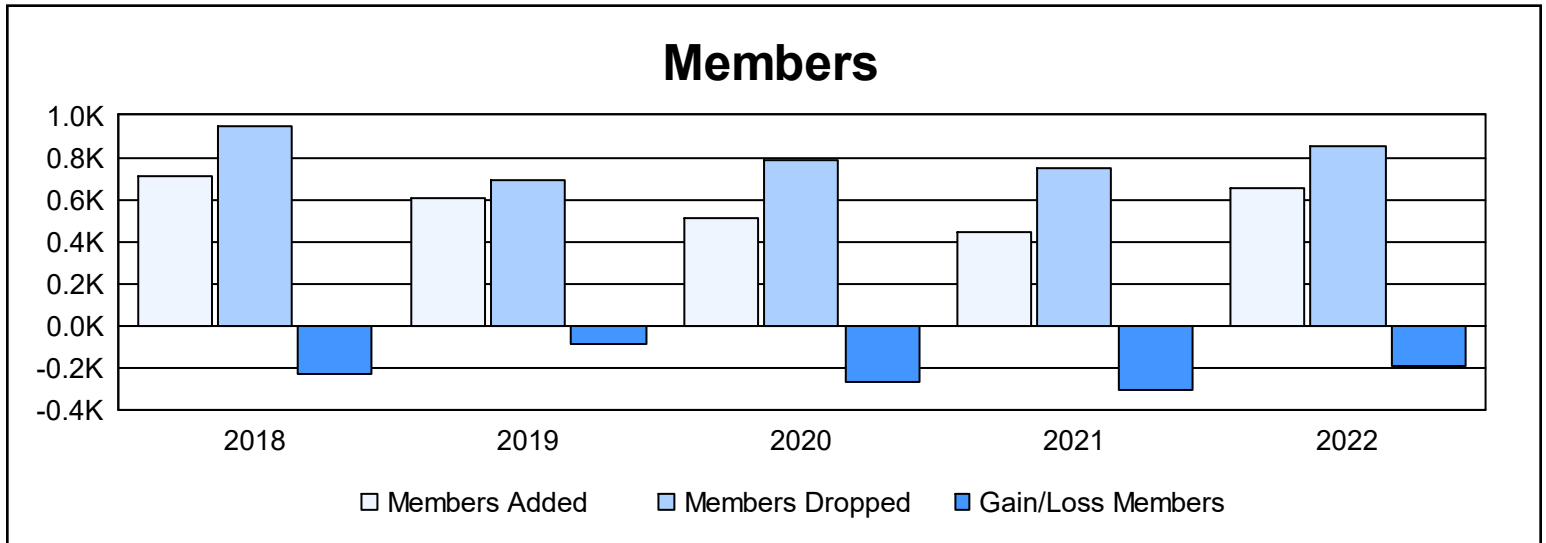
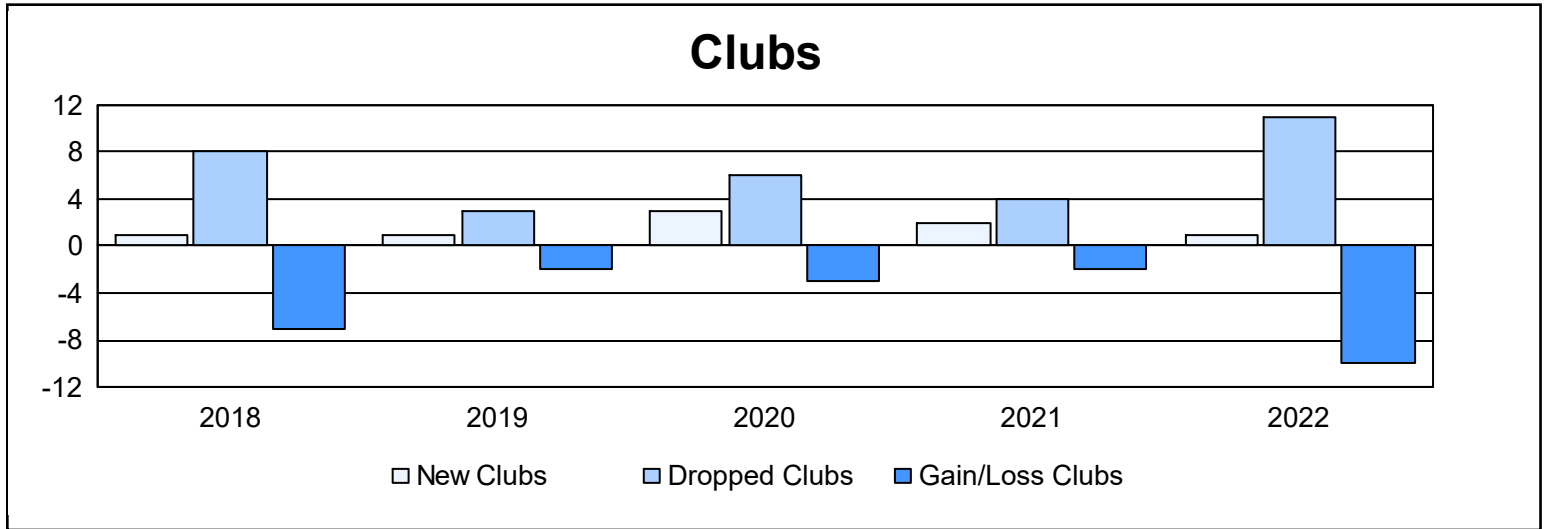


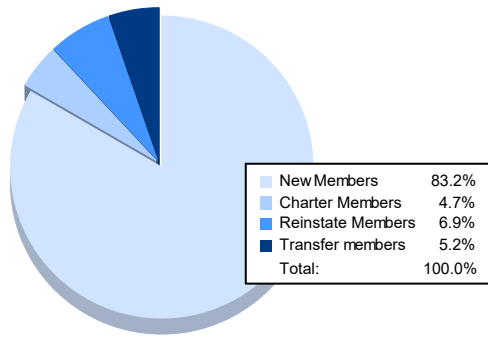
Multiple District 22

As of June 2022 Cumulative

| Year | New Clubs | Dropped Clubs | Gain/ Loss Clubs | New Members | Charter Members | Reinstate Members | Transfer Members | Total Member Added | Total Members Dropped | Gain/ Loss Members |
|----------------|-----------|---------------|------------------|-------------|-----------------|-------------------|------------------|--------------------|-----------------------|--------------------|
| 2017-2018 | 1 | 8 | -7 | 598 | 51 | 15 | 47 | 711 | 946 | -235 |
| 2018-2019 | 1 | 3 | -2 | 514 | 27 | 30 | 37 | 608 | 695 | -87 |
| 2019-2020 | 3 | 6 | -3 | 359 | 87 | 20 | 49 | 515 | 783 | -268 |
| 2020-2021 | 2 | 4 | -2 | 288 | 92 | 33 | 27 | 440 | 746 | -306 |
| 2021-2022 | 1 | 11 | -10 | 546 | 31 | 45 | 34 | 656 | 851 | -195 |
| Average | 2 | 6 | -5 | 461 | 58 | 29 | 39 | 586 | 804 | -218 |



Membership Composition June 2022 Cumulative



Gender Composition June 2022 Cumulative

